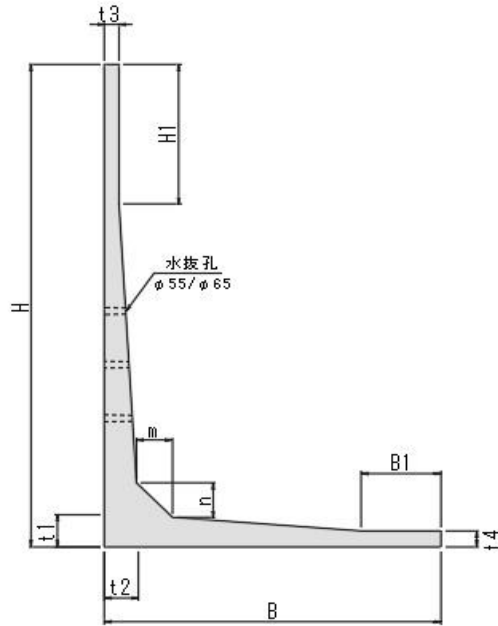
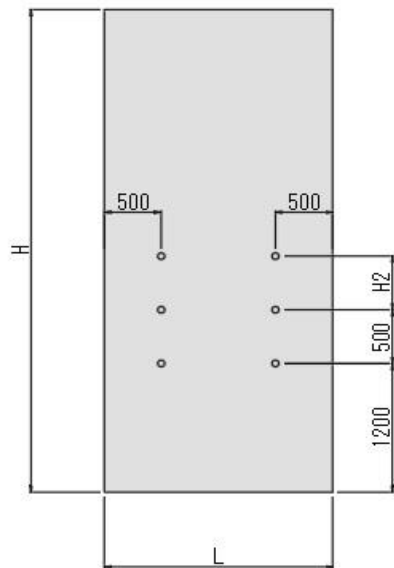


プレキャストウォール (H4000~H5000)

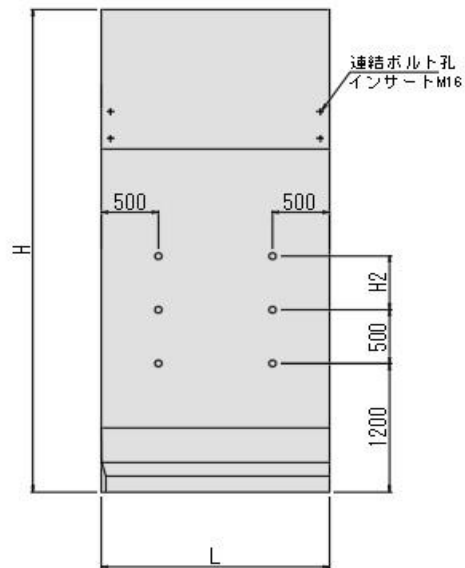
側面図



正面図



背面図



上載荷重 $Q=10\text{kN/m}^2$

H (mm)	B (mm)	L (mm)	H1 (mm)	H2 (mm)	B1 (mm)	t1 (mm)	t2 (mm)	t3 (mm)	t4 (mm)	m (mm)	n (mm)	参考重量 (kg)
4,000	2,650	2,000	1,300	-	500	280	280	120	130	250	250	5,750
4,250	2,800	2,000	1,050	500	550	300	300	130	150	300	300	6,800
4,500	2,950	2,000	1,300	500	700	300	300	130	150	300	300	7,060
4,750	3,100	2,000	1,050	500	550	350	350	130	150	300	300	8,350
5,000	3,250	2,000	1,300	500	700	350	350	130	150	300	300	8,620